



Oulton Park
International Circuit
2.692 Miles

FINAL INSTRUCTIONS BRSCC Fun Cup Raceday

15th October 2011

This meeting is organised by the British Racing & Sports Car Club Ltd, governed by the General Competition Rules of the MSA, incorporating the provisions of the International Sporting Code of the FIA, additional Supplementary Regulations and any written instructions the organisers issue for the event.

These final instructions should be read in conjunction with any further instructions or bulletins issued by the organisers.

Entry Enquiries: Carole Jackson

BRSCC, Homesdale Business Park, Platt Industrial Estate, Maidstone Road, Borough Green, Kent TN15 8JL

Tel: 01732 780100 Fax: 01732 885783 e-mail: carole@brscc.co.uk

1 Permits

This event will be held under the following MSA Permit numbers:

International	N/A	National A	N/A	National B	N/A	Clubmans	66267
---------------	-----	------------	-----	------------	-----	----------	-------

This event is NEAFP permitted

2 Officials

MSA Steward	John Hopkinson
Club Stewards	Esmor Jones Harry Tinkler
Senior Clerk of the Course	Ken Tyrer
Clerk of the Course	Jan Gower
Permanent Clerk of the Course	Julian Floyd (Fun Cup)
Secretary of the Meeting	Linda O'Neil
Chief Scrutineer	Mike Harris
Chief Medical Officer	Dr S Whitehouse
Chief Time Keeper	Eric Cowcill
Chief Marshal	Alistair Garrett

3 Passes

Your personnel passes have been despatched under separate cover. Children are classed as 12 and under, as opposed to 16 and under. So be aware any team member aged over 12 years must be in possession of a valid ticket for the meeting.

Could we please request that all private cars be parked outside of the paddock area, this will assist in making the paddock a more spacious and pleasant working area for all competitors.

4 Venue Access

Access to the venue/circuit for competitors will be as follows: Via Warwick Bridge. **No vehicles will be admitted to the venue after 23:00hrs on the previous evening or before 07:00hrs on Race Day.** The Paddock area **must** be vacated by 21:00hrs on event day.

5 Health & Safety

At all times, whilst in the confines of the venue, competitors should comply with the Circuit and Club Safety Guidance notes printed further on in this document.

6 Pit & Paddock Areas

Please see the attached Paddock Plan to locate your parking area. Offenders may be penalised for any infringement of any pit and paddock regulation. **All private cars are to be parked outside of the paddock area.**

6.1 Engine/Noise Pollution

All competitors should note that noise testing will be carried out at this event. If you are camping overnight at the circuit, the circuit management require that engines are not started after **17:00hrs** on the evening prior to the race meeting nor before **08:15hrs** or after **18.30hrs** on race day. This also applies to cars in the pit garages.

Non compliance with the above policy may result in a competitor or Team being prohibited from practising at the relevant MSV Venue for a period of 12 months.

6.2 Paddock

- (a) Waste oil should be removed from the venue or disposed of in the waste oil containers where provided.
- (b) All domestic rubbish must be placed in the bins provided and any scrap vehicle parts including tyres must be removed from the venue. **Any cost incurred by the Club for removal of said items from the paddock, will be charged to offending teams/competitors.**
- (c) Under no circumstances must any paddock surface be broken in any way, i.e. tent pegs/stakes, etc. Markings must not be made on the pit garages, pit garage floors, any circuit or paddock surface.
- (d) Hospitality is not permitted in the paddock/pit area without the express permission of the circuit owners. The only exception to this is hospitality for competitors and official team personnel.
- (e) No electrical cables may be run from the pit garages to other vehicles unless protected by a proprietary protective covering.

6.3 Pit Lane

- (a) The outer lane or lanes are to be kept unobstructed to allow safe passage of cars at all times. The onus shall be on all drivers to take due care and drive at minimum speeds in the Pit Lane.
- (b) Please observe the pit lane speed limit which is stated in your championship/series regulations.
- (c) Refuelling in the pit lane is not permitted unless allowed for in the Championship/Series Regulations.
- (d) Children under the age of 16 years are not permitted in the pit lane area.

6.4 Support Vehicles

The use of vehicles is not permitted unless towing a trailer for the purpose of transporting ancillary motor race equipment in the pit & paddock area. No competitor may use a support vehicle in the pit road at any time unless authorised by a race official. Any misuse of "support vehicles" will be brought to the attention of the Senior Officials and appropriate action may be taken.

Whilst the use of Paddock bikes, quad bikes and similar vehicles are permitted, they must be used with care to prevent serious injury. All vehicles must be driven or controlled by those holding an appropriate driving licence, who are of suitable age and hold appropriate insurance policies.

7 Signing On For Competitors

This will be in the Scrutiny Bay office, at the times allocated on the Official timetable.

7.1 All drivers must provide at Signing On:

- (a) Competition Race Licence and Entrants Licence (Where applicable)
- (b) Drivers Medical Certificate (if not incorporated in the Licence)
- (c) Valid Club Membership (where applicable)

Drivers are reminded that licences and medicals must be valid, bearing a recent photograph and be signed by the driver before presentation to the officials at Signing On without these they are not valid.

7.2 It is the responsibility of the driver to collect his/her licence and/or upgrade card after the event.

8 Scrutiny

All vehicles will be scrutinised in the Scrutiny Bay at times stated on the Official Timetable. At Scrutiny, drivers must provide:

- (a) Competition Car
- (b) Paperwork from BRSCC Officials confirming driver has signed on.
- (c) Crash helmet, visor or goggles and overalls

- (d) Vehicle Identification forms (if required)
- (e) MOT/road fund licence (if required)

Please do not go before your allotted time.

9 Eligibility

In addition to the Championship/Series Eligibility Scrutineers, eligibility may be checked by a member of the MSA Technical Commission, as listed in the MSA Officials' Yearbook Appendix 8(e).

10 Drivers Briefings

- (a) Drivers who have not previously raced at the circuit in its current configuration must attend a briefing with the Clerk of the Course at either **08:00, 08:30 or 09:00** in Race Control
- (b) Individual Championship/series briefing's maybe called as required and where not listed below, a bulletin will be issued.

11 Qualifying

Qualifying will take place as per the timetable. It is the driver's responsibility to be ready **at least 20 minutes** before their timetabled session. Scrutiny labels must be affixed to the vehicle and clearly displayed before it is allowed onto the track. Drivers should go to the Assembly Area 20 minutes before published times and then, when directed by the course marshal, they should proceed onto the circuit.

Double Header Races: Unless Championship/Series regulations stipulate otherwise, grids the second race of a Double header event with only one qualifying session will be based on the finishing order of the first race. Retirements will be placed at the back of the grid in reverse order of retirement.

12 Circuit Access

Access to the circuit will be via the Assembly Area.

13 Race Start Procedure/Grids/Safety Car

All start procedures will be in accordance with the championship/series regulations. It is the competitor's responsibility to ensure that they are ready in good time. Under ideal conditions, the racing programme may be brought forward. Grids will be formed as per Championship/Series Regulations and the terms of the circuit licence.

Where races are for a set time duration, the Chequered flag will be shown to the race leader the first time he passes the Finish Line after the time has elapsed.

Due to the tight timetable, a maximum of 4 minutes will be allowed for the green flag lap from the Assembly Area. If this time is exceeded, the race distance will be reduced accordingly.

13.1 Standing Start

The lap from the Assembly Area to the grid constitutes the green flag lap. Once the grid is formed up, there will be a one-minute countdown to the starting signal. No personnel will be allowed on the grid. Please note: the red lights will switch off, signalling the start of the race.

The following Championships/Series will use a Standing Start:

- **S & G Response Ford XR Challenge**
- **Dunlop TVR Challenge**

13.3 Rolling Start

Vehicles will be correctly positioned in the Assembly Area from where they will begin the rolling lap behind a Lead Car. Once the Lead Car has returned to the pits the red lights will switch off – signalling the start of the race. Please note that should there be a change of weather conditions from that in qualifying, there will be two laps behind the Lead Car.

The following Championship/Series will use a Rolling Start:

- **Fun Cup Championship**

In the event of circuit light failure for either start type the Union /National flag will be used to start all races.

13.4 Safety Car Intervention

The Clerk of the Course will have the facility for the use of the safety car in accordance with the Championship / Series regulations. It is the driver's responsibility to make sure they are fully aware of these regulations. The Safety Car will join the circuit from the pit lane exit and will exit the circuit via the pit lane entrance. **The organisers reserve the right to use the Safety Car in all sessions, both qualifying and the races.**

14 End Of Track Session Procedure

- 14.1 At the end of each track session be it qualifying or the actual race, all vehicles must slow down after taking the chequered flag and leave the circuit as directed by officials.
- 14.2 At the end of your race, presentations will be carried out at the podium near Race Control in accordance with championship/series regulations if time permits. Please follow instructions of race marshals etc. In the case where the presentation does not take place immediately after the race, competitors should report to the Paddock/Race Secretaries office.

15 Judges

Judges may be appointed as per MSA Regulation [Q 18].

16 Race Day Information

Copies of practice times, grid sheets, provisional results and official bulletins, etc. will be posted on the official notice board and additional copies may be obtained from the Race Secretary's office.

17 Video Equipment

Any video equipment which is to be fitted to the vehicle must be done prior to scrutineering and the scrutineer must be advised.

18 Testing

Please call the circuit direct or check out www.motorsportvision.co.uk

19 Special Circuit Notes

19.1 Circuit Lights

Competitors are advised that the circuit now has a lights system and will be used in conjunction with the normal flag system for Red Lights and Safety Car only

19.2 Stopping the Race or Practice

Should it prove necessary to stop the race or practice session, a red flag and a red light will be shown at the start line and thereafter at all the marshal posts, **together with a red light at Warwick Bridge**. DRIVERS MUST THEN STOP RACING immediately and return to the start line during a race or into the pit lane during practice, where cars should form up in single line on the left hand side under the Pit Marshal's direction. During this period extreme caution must be exercised and you must be prepared to stop if called upon to do so.

19.3 All Competitors

Any competitor driving beyond the extent of the race track surface, to include kerbs, and driving on the grass/dirt through corner cutting and running wide, may, if adjudged to have done so, be subject to the issuing of a time penalty or in the case of a more serious offence or repeated offence be subject to a stop/go penalty. For this purpose the designated stop/go box is at the base of Race Control.

19.4 Fuel

Fuel will be only available from the circuit pumps from **08:00hrs to 16:00hrs**

19.5 Pit Garage Fire Lane

The area immediately behind the pit garages is a fire lane and is a strictly 'no parking' area. Teams must use cable protection to cover trailing cables all the way along their length. If not they will be removed.

19.6 Recovery from the Circuit

Cars retrieved from the circuit by breakdown crews will be delivered to the parc fermé area only. The Club/MSV is not liable to any Competitor/Team in the event that any damage is caused in the course of removal of any vehicle from the circuit.

19.7 Circuit Clean Up

Please be aware that all Competitors/Teams will be liable in respect of any excessive clean-up cost incurred by MSV in cleaning up oil or any other hazardous substances dropped from any vehicle on the circuit.

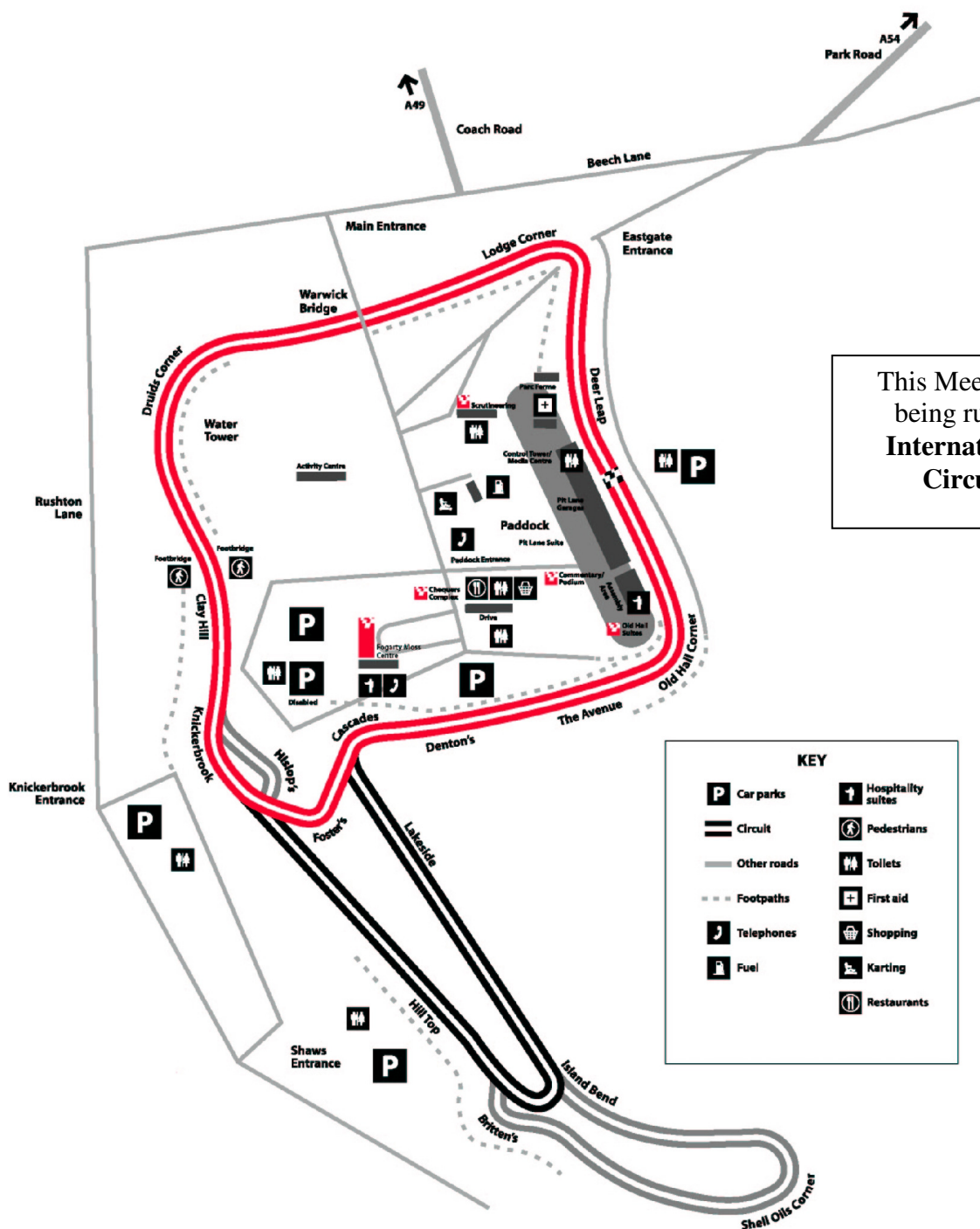
19.8 Placement of Advertising and Signage

Teams and competitors may use the A3 clip frame information boards provided in pit garages (where applicable). Otherwise, placards, banners, advertisements, stickers, decals or leaflets must not be attached, erected, installed or placed anywhere around the MSV venue, including without limitation on any windows, fascias, hospitality suites or doors without MSV's express written permission. Any cost incurred by MSV to rectify or repair any damage caused by any breach of this provision shall be immediately reimbursed by the Team or Competitor on demand.

19.9 Restaurant Opening Times - Chequers

Evening Before	18:00 – 23:00	19:00 – 21:30 bar meals
On the Day	11:00 – 19:00 (approx)	07:30 – 11:00 Breakfast 12:00 – 14:30 Lunch

20 Circuit Map



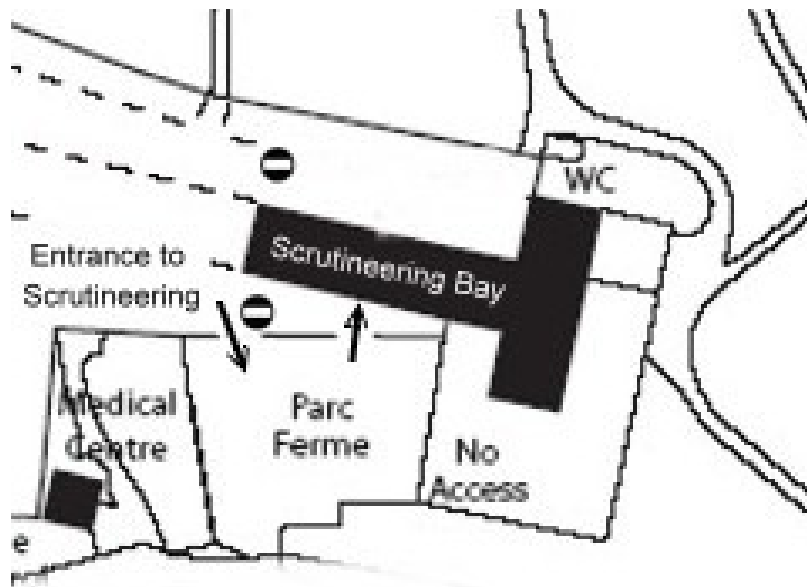
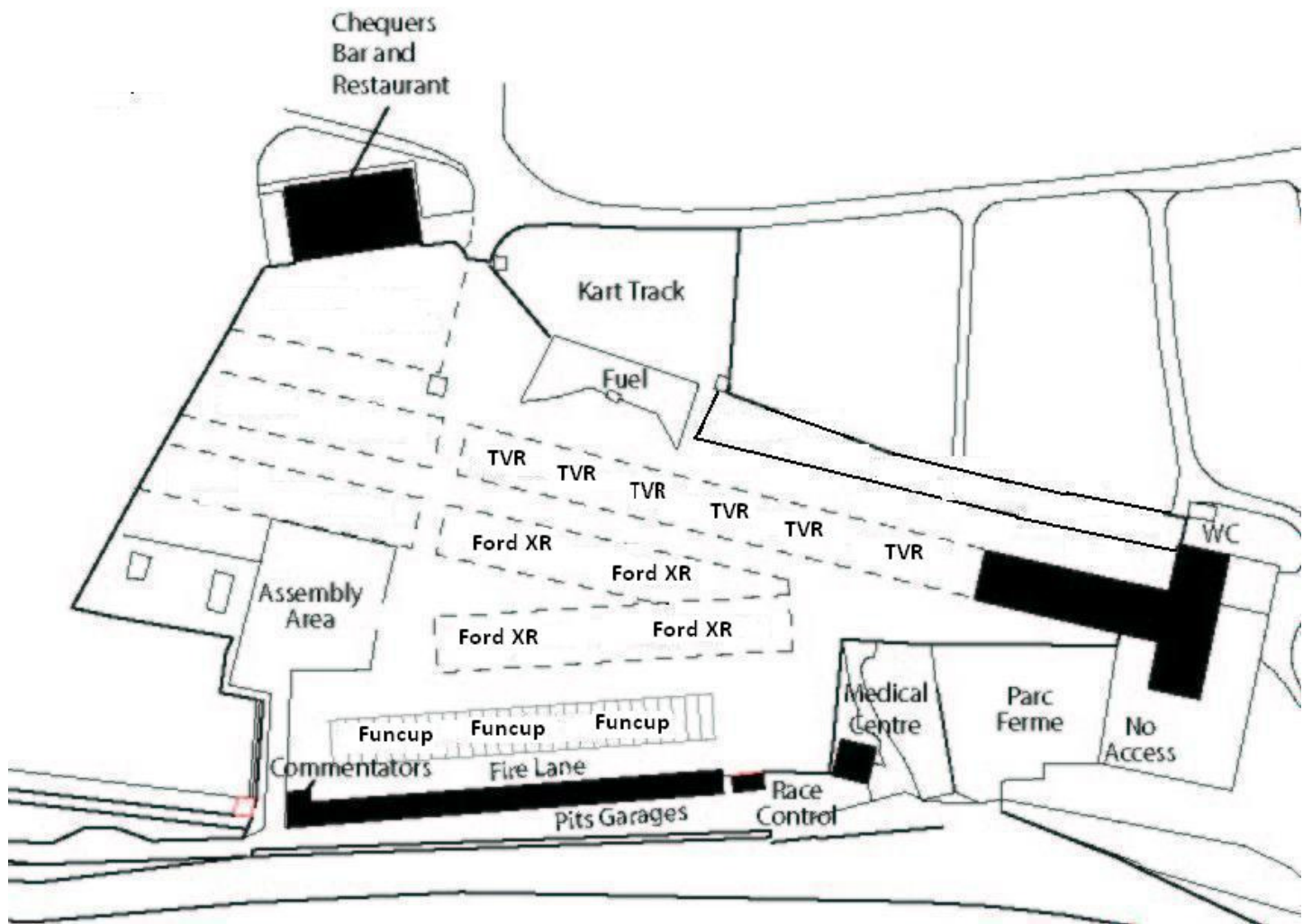
This Meeting is being run on International Circuit

21 Directions

Oulton Park Circuit
 Little Budworth, Tarporley, Cheshire CW6 9BW
 Tel: 01829 760301
 Fax: 01829 760378

Situated next to Little Budworth and is best accessed from the A54 or the A49.

22 Paddock Plan



⊘ = no entry to Scrutineering

23 Health & Safety Guidance Notes For Use By Entrants and Competitors

1. Storage and use of Petroleum Spirit

- 1.1 All petroleum spirit must be stored in metal containers complying with the relevant British Standard, away from any source of ignition.
- 1.2 All containers must be indelibly marked - "Petroleum Spirit - Highly Flammable".
- 1.3 All empty containers must be removed from the venue after the event.
- 1.4 Petrol is to be used as fuel only and not for any other purpose.
- 1.5 Generators should be powered by diesel.
- 1.6 Personnel must be suitably trained and wear appropriate personal protective equipment (PPE), before using petrol.
- 1.7 All vehicle refuelling is to take place in the open air. A no smoking ban must be enforced by the person in charge of the refuelling process.
- 1.8 Your attention is drawn to the Petroleum (Consolidation) Act 1928 and the Petroleum Spirit (Motor Vehicles) Regulations 1929, The Control of Substances Hazardous to Health Regulations 2002 (and amendments) and the Regulatory Reform (Fire Safety) Order 2005 must be complied with.
- 1.9 Competitors and entrants are reminded that fuel is available for sale at the Venue. As such it is unnecessary for competitors to carry large quantities of fuel inside vehicles.

2. Hazardous Substances

- 2.1 Some vehicle parts, for example brake and clutch linings, contain asbestos. Entrants are encouraged to use non-asbestos substitutes wherever possible. Where asbestos is used, every effort should be used to prevent asbestos dust getting into the air.
- 2.2 Some mineral oils may cause skin cancer. Prolonged contact should therefore be avoided wherever possible. Where contact does occur any contamination should be washed off immediately. The wearing of contaminated clothing (including overalls) should also be avoided.
- 2.3 Various other substances may cause disease or ill health even after very short exposures. Manufacturers guidance must always be followed. Manufacturers and suppliers of such substances are obliged to provide customers with information about the possible harmful effects of their products upon request (Safety Data Sheets).
- 2.4 Personnel must be suitably trained and wear appropriate personal protective equipment (PPE), before using any COSHH substances.
- 2.5 The requirements of the Control of Substances Hazardous to Health Regulations 2002 (COSHH) (as amended) must be complied with.
- 2.6 The Championship Regulations must always be complied with when selecting vehicle parts.

3. Electrical Safety

- 3.1 All electrical equipment must be maintained in a safe condition and hold a valid Portable Appliance Test (PAT) Certificate.
- 3.2 Extension leads and cables should be flexible and not of semi-rigid cable of the type used for household wiring. Neoprene covered cable will resist damage by oil.
- 3.3 All electrical equipment to be used externally should be weather proof.
- 3.4 Only British Standard UK plugs or adaptors permitted in site sockets and no overloading of circuits, particularly in the pit garages.
- 3.5 Hand tools should preferably be of the "double insulated" or "all insulated" type as these provide valuable protection against electric shock.
- 3.6 Electrical equipment and hand tools should not be used in areas where flammable vapours may be present, for example where fuel is being stored or refuelling is taking place.
- vi The Electricity at Work Regulations 1989 must be complied with, or any deviations documented.

4. Fire Precautions

- 4.1 Smoking is prohibited in all enclosed areas, including without limitation in the pit garages and in the pit lane. Smoking is also prohibited in all MSV vehicles.
- 4.2 All potential sources of ignition should be kept away from petroleum spirit and vapours. Clear no smoking signage displayed where possible.
- 4.3 The lighting of barbecues is prohibited in the paddock and pits area and cooking is not permitted in the pit garages.
- 4.4 Temporary structures to have a minimum of 4m gap separating them.
- 4.5 Fire lanes and roadways to be kept clear and not blocked
- 4.6 Ensure safe access and egress is available in and around team areas, this includes the provision of adequate lighting levels.
- 4.7 All teams should carry a suitable fire extinguisher in accordance with the relevant Governing Body regulations.
- 4.8 Catering outlets should hold a minimum of one additional suitable fire blanket and one fire extinguisher.
- 4.9 Teams working on and near catering outlets (using gas and electricity) must know where the "shut off" valves/switches are, in case of emergency.
- 4.10 Fire extinguishers should not be removed from fire points unless they are being used on a fire.

- 4.11 All fires must be reported immediately to an official or member of the venue management, even if extinguished
- 4.12 Teams are encouraged to train their members in the correct use of fire extinguishers.
- 4.13 MSV permission is required before hot works commence on site.
- 4.14 All fire notices and orders to evacuate must be complied with.

5. Working at Height

- 5.1 Teams are encouraged to work at ground level where at all possible.
- 5.2 Only well trained competent personnel to work at height.
- 5.3 Personnel working at height must be protected from falling eg. Using harnesses and ropes or handrails.
- 5.4 All working at height must be well planned and supervised with safe systems of work followed.
- 5.5 Reassess working at height safe working practices during adverse weather conditions.
- 5.6 Team members shouldn't work underneath those at height unless wearing head protection.
- 5.7 Appropriate non-slip footwear and protective equipment to be worn.
- 5.8 The Working at Heights Regulations 2005 must be adhered to.

6. Compressed Gas Equipment

- 6.1 Air blasts from the over inflation of tyres can cause injury. Tyres should therefore not be inflated to pressures above the manufacturers recommendations.
- 6.2 All airlines should be in good condition, well maintained and be inspected regularly.
- 6.3 Always stand clear when inflating tyres and wear protective clothing.
- 6.4 Compressed gas equipment to be used by well trained personnel only, no under 16 yr olds. Any form of horseplay involving compressed air or gas is prohibited.
- 6.5 Compressed gas cylinders should be stored in accordance with the relevant working practices and legislation.
- 6.6 Where any person is at work the requirements of the Pressure Systems Safety Regulations 2000 must be complied with.

7. Jacks and Axle Stands

- 7.1 Vehicles should only be raised on jacks and supported by axle stands which are in good condition, well maintained and rated to lift the vehicle weight safely.
- 7.2 Jack vehicles only on level, undamaged ground.
- 7.3 Use the handbrake and chocks to stop the vehicle moving by supporting the wheels.
- 7.4 Jacks should only be used for lifting the vehicle. Axle stands should always be used to support the vehicle weight.
- 7.5 Vehicle engines should not be run whilst the weight of the vehicle is supported by axle stands.
- 7.6 Follow manufacturer's guidance for using and maintaining equipment. Thorough examination and testing require every 6 months minimum, with regular inspections and checks when used.
- 7.7 Lifting Operations and Equipment Regulations 1998 (LOLER) and Provision and Use of Work Equipment Regulations 1998 (PUWER), must be adhered to.

8. General Working Practices

- 8.1 All working areas should be kept clean and tidy, and any waste should be removed regularly and placed in the containers provided.
- 8.2 All spillages should be cleaned up immediately.
- 8.3 All trailing cables, wires and hoses should not be allowed to create a trip hazard, use cable matting or fly them safely, where possible, burying of cables is not permitted.
- 8.4 Whenever vehicle engines are being run, adequate ventilation should be ensured.
- 8.5 Pathways and roads should not be obstructed by storage boxes, vehicles or kit.
- 8.6 All safety notices must be complied with.
- 8.7 Any person carrying out any work must ensure that they adopt safe working practices at all times and comply with any relevant statutory provisions and/or published guidance.
- 8.8 Persons under the age of 16 are not allowed in the pits or pit lane.

9. Noise

- 9.1 Exposure to excessive noise may result in hearing loss or other complaints. These may be short term or, after repeated exposure, permanent.
- 9.2 All persons should avoid being exposed to excessive noise and where this is unavoidable, they should wear ear plugs or defenders to the appropriate British Standards.
- 9.3 It is recommended ear protection is worn when working in pit lanes and in pit garages, where particularly high levels of noise are recorded.
- 9.4 Where any person is at work, the requirements of the Noise at Work Regulations 1989 must be complied with.

10. Manual Handling of Loads

- 10.1 Lifting, carrying and propelling loads by bodily force is a major cause of injuries. All teams are encouraged to train their members in safe manual handling techniques.

- 10.2 All manual handling lifting should be well planned and safe, with the weight of loads being lifted known.
- 10.3 Where any person is at work, the requirements of the Manual Handling of Loads Regulations 1992 must be complied with.

11. Waste

- 11.1 All waste oil must be placed in containers marked “Waste Oil”.
- 11.2 Waste tyres and empty petrol/oil containers should not be left at the venue.
- 11.3 Teams and competitors are urged to take any other form of waste with them when they leave the venue, or to place it in the refuse containers provided.
- 11.4 Your attention is drawn to the requirements of the Environmental Protection Act 1990.

12. Vehicle Safety

- 12.1 A maximum 10 mph speed limit is in force in all public areas (unless 5mph signage is displayed) including paddocks and service roads at all of the venues. This applies to all vehicles including mopeds and motorcycles, with the exception of emergency vehicles attending an incident.
- 12.2 Public members (and accompanied children) are permitted in working paddock areas, therefore drivers are requested to take extra care on these tight localised areas.
- 12.3 Venue signage must be adhered to.
- 12.4 Persons riding mopeds and motorcycles up to 125cc must have a current UK provisional driving licence or its international equivalent.
- 12.5 Persons riding motorcycles with a capacity of greater than 125cc must have a current full UK motorcycle licence or its international equivalent.
- 12.6 Any motorcycle, moped, scooter or other such bike/trike/quad must be ridden with all due care, the rider must have an appropriate helmet, and the vehicle must be road-legal, taxed and insured. There will be no access outside the Paddock Area.
- 12.7 All vehicles must at all times keep to the marked roads when moving round the venue.
- 12.8 Vehicles must be driven or ridden as per manufacturers instructions and with the set amount of passengers.
- 12.9 Breaches to this guidance may result in vehicles keys being taken away and the vehicle being confiscated until teams leave site.

13. First Aid

- 13.1 Any person sustaining an injury or feeling unwell should seek treatment from the on site emergency services.
- 13.2 To call the first aid or emergency services contact any official or member of the venue management.

14. Public Safety

- 14.1 Competitors and Entrants should be aware that the paddock may be open to the public and should act in a manner so as not to put either themselves or any other person at risk from injury.
- 14.2 Competitors and Entrants should exercise particular caution when the paddock is busy and during pits and track walkabouts.

15. Incident Reporting

All accidents where any person sustains injury, or where damage to property occurs, must be reported immediately to an official or a member of the venue management.

16. Temporary Structures

- 16.1 All temporary structures must be constructed as per manufacturer’s instructions, adhering to safe method statements and safe working practices, by competent, well trained personnel only.
- 16.2 Structural plans and weight loading calculations must be known and adhered to during build and breakdown activities.
- 16.3 Emergency procedures to be devised and staff trained on them eg. closing structure down in high winds.
- 16.4 Competent supervisor to sign-off the structure before being used by public or circuit staff.

17. Governing Body Regulations

Competitors and Entrants are reminded of their obligations to comply with the requirements of the appropriate Governing Body’s regulations at all times and these Guidance Notes should be read in conjunction with all other relevant regulations.