



Oulton Park
International Circuit
2.692 Miles

FINAL INSTRUCTIONS BRSCC Oulton Park Season Opener

2nd April 2011

This meeting is organised by the British Racing & Sports Car Club Ltd, governed by the General Competition Rules of the MSA, incorporating the provisions of the International Sporting Code of the FIA, additional Supplementary Regulations and any written instructions the organisers issue for the event.

These final instructions should be read in conjunction with any further instructions or bulletins issued by the organisers.

Entry Enquiries: Carole Jackson

BRSCC, Homesdale Business Park, Platt Industrial Estate, Maidstone Road, Borough Green, Kent TN15 8JL

Tel: 01732 780100 Fax: 01732 885783 e-mail: carole@brscc.co.uk

1 Permits

This event will be held under the following MSA Permit numbers:

International	N/A	National A	N/A	National B	N/A	Clubmans	64489
---------------	-----	------------	-----	------------	-----	----------	-------

This event is **not** NEAFP permitted

2 Officials

MSA Steward	J Lucas
Club Stewards	E Jones G Battersby
Senior Clerk of the Course	K Tyrer
Clerk of the Course	B Cottrell
Permanent Clerk of the Course	B Cottrell (Caterham)
Secretary of the Meeting	L O'Neil
Chief Scrutineer	JM Harris
Chief Medical Officer	Dr S Whitehouse
Chief Time Keeper	K Allman
Chief Marshal	A Garrett

3 Passes

Your personnel passes have been despatched under separate cover. Children are classed as 12 and under, as opposed to 16 and under. So be aware any team member aged over 12 years must be in possession of a valid ticket for the meeting.

Could we please request that all private cars be parked outside of the paddock area, this will assist in making the paddock a more spacious and pleasant working area for all competitors.

4 Venue Access

Access to the venue/circuit for competitors will be as follows: Via Warwick Bridge. **No vehicles will be admitted to the venue after 23:00hrs on the previous evening or before 07:00hrs on Race Day.** The Paddock area **must** be vacated by 21:00hrs on event day.

5 Health & Safety

At all times, whilst in the confines of the venue, competitors should comply with the Circuit and Club Safety Guidance notes.

6 Pit & Paddock Areas

Please see the attached Paddock Plan to locate your parking area. Offenders may be penalised for any infringement of any pit and paddock regulation. **All private cars are to be parked outside of the paddock area.**

6.1 Engine/Noise Pollution

All competitors should note that noise testing will be carried out at this event. If you are camping overnight at the circuit, the circuit management require that engines are not started after **17:00hrs** on the evening prior to the race meeting nor before **08:15hrs** or after **18.30hrs** on race day. This also applies to cars in the pit garages.

Non compliance with the above policy may result in a competitor or Team being prohibited from practising at the relevant MSV Venue for a period of 12 months.

6.2 Paddock

- (a) Waste oil should be removed from the venue or disposed of in the waste oil containers where provided.
- (b) All domestic rubbish must be placed in the bins provided and any scrap vehicle parts including tyres must be removed from the venue. **Any cost incurred by the Club for removal of said items from the paddock, will be charged to offending teams/competitors.**
- (c) Under no circumstances must any paddock surface be broken in any way, i.e. tent pegs/stakes, etc. Markings must not be made on the pit garages, pit garage floors, any circuit or paddock surface.
- (d) Hospitality is not permitted in the paddock/pit area without the express permission of the circuit owners. The only exception to this is hospitality for competitors and official team personnel.
- (e) No electrical cables may be run from the pit garages to other vehicles unless protected by a proprietary protective covering.

6.3 Pit Lane

- (a) The outer lane or lanes are to be kept unobstructed to allow safe passage of cars at all times. The onus shall be on all drivers to take due care and drive at minimum speeds in the Pit Lane.
- (b) Please observe the pit lane speed limit which is stated in your championship/series regulations.
- (c) Refuelling in the pit lane is not permitted unless allowed for in the Championship/Series Regulations.
- (d) Children under the age of 16 years are not permitted in the pit lane area.

6.4 Support Vehicles

The use of vehicles is not permitted unless towing a trailer for the purpose of transporting ancillary motor race equipment in the pit & paddock area. No competitor may use a support vehicle in the pit road at any time unless authorised by a race official. Any misuse of "support vehicles" will be brought to the attention of the Senior Officials and appropriate action may be taken.

Whilst the use of Paddock bikes, quad bikes and similar vehicles is permitted, they must be used with care to prevent serious injury. All vehicles must be driven or controlled by those holding an appropriate driving licence, who are of suitable age and hold appropriate insurance policies.

7 Signing On For Competitors

This will be in the Scrutiny Bay office, at the times allocated on the attached timetable.

7.1 All drivers must provide at Signing On:

- (a) MSA Competition Race Licence and MSA Entrants Licence (Where applicable)
- (b) Drivers Medical Certificate (if not incorporated in the Licence)
- (c) Valid Club Membership (where applicable)

Drivers are reminded that licences and medicals must be valid, bearing a recent photograph and be signed by the driver before presentation to the officials at Signing On without these they are not valid.

7.2 It is the responsibility of the driver to collect his/her licence and/or upgrade card after the event.

8 Scrutiny

All vehicles will be scrutinised in the Scrutiny Bay at times stated on the Official Timetable. At Scrutiny, drivers must provide:

- (a) Competition Car
- (b) Paperwork from BRSCC Officials confirming driver has signed on.
- (c) Crash helmet, visor or goggles and overalls
- (d) Vehicle Identification forms (if required)
- (e) MOT/road fund licence (if required)

Please do not go before your allotted time.

9 Eligibility

In addition to the Championship/Series Eligibility Scrutineers, eligibility may be checked by a member of the MSA Technical Commission, as listed in the MSA Officials' Yearbook Appendix 8(e). In addition, the following licensed Eligibility Scrutineers are authorised to carry out any inspections for all BRSCC Championships: M. Hibbins, A. Billett and N. Jones.

10 Drivers Briefings

- (a) Drivers who have not previously raced at the circuit in its current configuration should let this be known to the Secretary of the Meeting at signing on who will then organise a briefing with the Clerk of the Course.
- (b) Individual Championship/series briefing's maybe called as required and where not listed below, a bulletin will be issued.

11 Qualifying

Qualifying will take place as per the timetable. It is the driver's responsibility to be ready **at least 20 minutes** before their timetabled session. Scrutiny labels must be affixed to the vehicle and clearly displayed before it is allowed onto the track. Drivers should go to the Assembly Area 20 minutes before published times and then, when directed by the course marshal, they should proceed onto the circuit.

Double Header Races: Unless Championship/Series regulations stipulate otherwise, grids the second race of a Double header event with only one qualifying session will be based on the finishing order of the first race. Retirements will be placed at the back of the grid in reverse order of retirement.

12 Circuit Access

Access to the circuit will be via the Assembly Area.

13 Race Start Procedure / Grids / Safety Car

All start procedures will be in accordance with the championship/series regulations. It is the competitor's responsibility to ensure that they are ready in good time. Under ideal conditions, the racing programme may be brought forward. Grids will be formed as per Championship/Series Regulations and the terms of the circuit licence.

Where races are for a set time duration, the Chequered flag will be shown to the race leader the first time he passes the Finish Line after the time has elapsed.

13.1 Standing Start

The lap from the Assembly Area to the grid constitutes the green flag lap. Once the grid is formed up, there will be a one-minute countdown to the starting signal. No personnel will be allowed on the grid. Please note: the red lights will switch off, signalling the start of the race.

The following Championships/Series will use a Standing Start:

- **BookaTrack.com Caterham Superlight R300 Championship**
- **Avon Tyres Formula Ford 1600 Northern Championship**
- **BRSCC Formula Jedi Championship**
- **S&G Response Ford XR Challenge**

13.3 Rolling Start

Vehicles will be correctly positioned in the Assembly Area from where they will begin the rolling lap behind a Course Car. Once the Course Car has returned to the pits the red lights will switch off – signalling the start of the race. Please note that should there be a change of weather conditions from that in qualifying, there will be two laps behind the Course Car.

Whilst on the Rolling Lap the Pace Car Driver or Observer will judge the grid and if they are not satisfied that the formation is correct, they may elect to do a further Rolling Lap prior to the start to allow drivers to regain their correct positions. If after the Pace Car has pulled into the Pit Lane, the Starter judges that the grid is not in good formation as it approaches the Startline, he may leave the Start Lights at Red. In these circumstances all cars should proceed slowly round the circuit and stop back in position on the grid. The Start procedure will be recommenced at the 1 minute signal. It is the driver's responsibility to insure they are fully aware of the full start procedures in section 3.6 of their Championship Regulations.

The following Championship/Series will use a Rolling Start:

- N/A

In the event of circuit light failure for either start type the Union /National flag will be used to start all races.

13.4 Safety Car Intervention

The Clerk of the Course will have the facility for the use of the safety car in accordance with the Championship / Series regulations. It is the driver's responsibility to make sure they are fully aware of these regulations. The Safety Car will join the circuit from the pit lane exit and will exit the circuit via the pit lane entrance.

14 End Of Track Session Procedure

14.1 At the end of each track session be it qualifying or the actual race, all vehicles must slow down after taking the chequered flag and leave the circuit as directed by officials.

14.2 At the end of your race, presentations will be carried out at the podium near Race Control in accordance with championship/series regulations if time permits. Please follow instructions of race marshals etc. In the case where the presentation does not take place immediately after the race, competitors should report to the Paddock/Race Secretaries office.

15 Judges

Judges may be appointed as per MSA Regulation [Q 18].

16 Race Day Information

Copies of practice times, grid sheets, provisional results and official bulletins, etc. will be posted on the official notice board and additional copies may be obtained from the Race Secretary's office.

17 Video Equipment

Any video equipment which is to be fitted to the vehicle must be done prior to scrutineering and the scrutineer must be advised.

18 Testing

Please call the circuit direct or check out www.motorsportvision.co.uk

19 Special Circuit Notes

19.1 Stopping the Race or Practice

Should it prove necessary to stop the race or practice session, a red flag and a red light will be shown at the start line and thereafter at all the marshal posts, **together with a red light at Warwick Bridge**. DRIVERS MUST THEN STOP RACING immediately and return to the start line during a race or into the pit lane during practice, where cars should form up in single line on the left hand side under the Pit Marshal's direction. During this period extreme caution must be exercised and you must be prepared to stop if called upon to do so.

19.2 All Competitors

Any competitor driving beyond the extent of the race track surface, to include kerbs, and driving on the grass/dirt through corner cutting and running wide, may, if adjudged to have done so, be subject to the issuing of a time penalty or in the case of a more serious offence or repeated offence be subject to a stop/go penalty. For this purpose the designated stop/go box is at the base of Race Control.

19.3 Fuel

Fuel will be only available from the circuit pumps from **08:00hrs to 16:00hrs**

19.4 Pit Garage Fire Lane

The area immediately behind the pit garages is a fire lane and is a strictly 'no parking' area.

19.5 Recovery from the Circuit

Cars retrieved from the circuit by breakdown crews will be delivered to the parc fermé area only. The Club/MSV is not liable to any Competitor/Team in the event that any damage is caused in the course of removal of any vehicle from the circuit.

19.6 Circuit Clean Up

Please be aware that all Competitors/Teams will be liable in respect of any excessive clean-up cost incurred by MSV in cleaning up oil or any other hazardous substances dropped from any vehicle on the circuit.

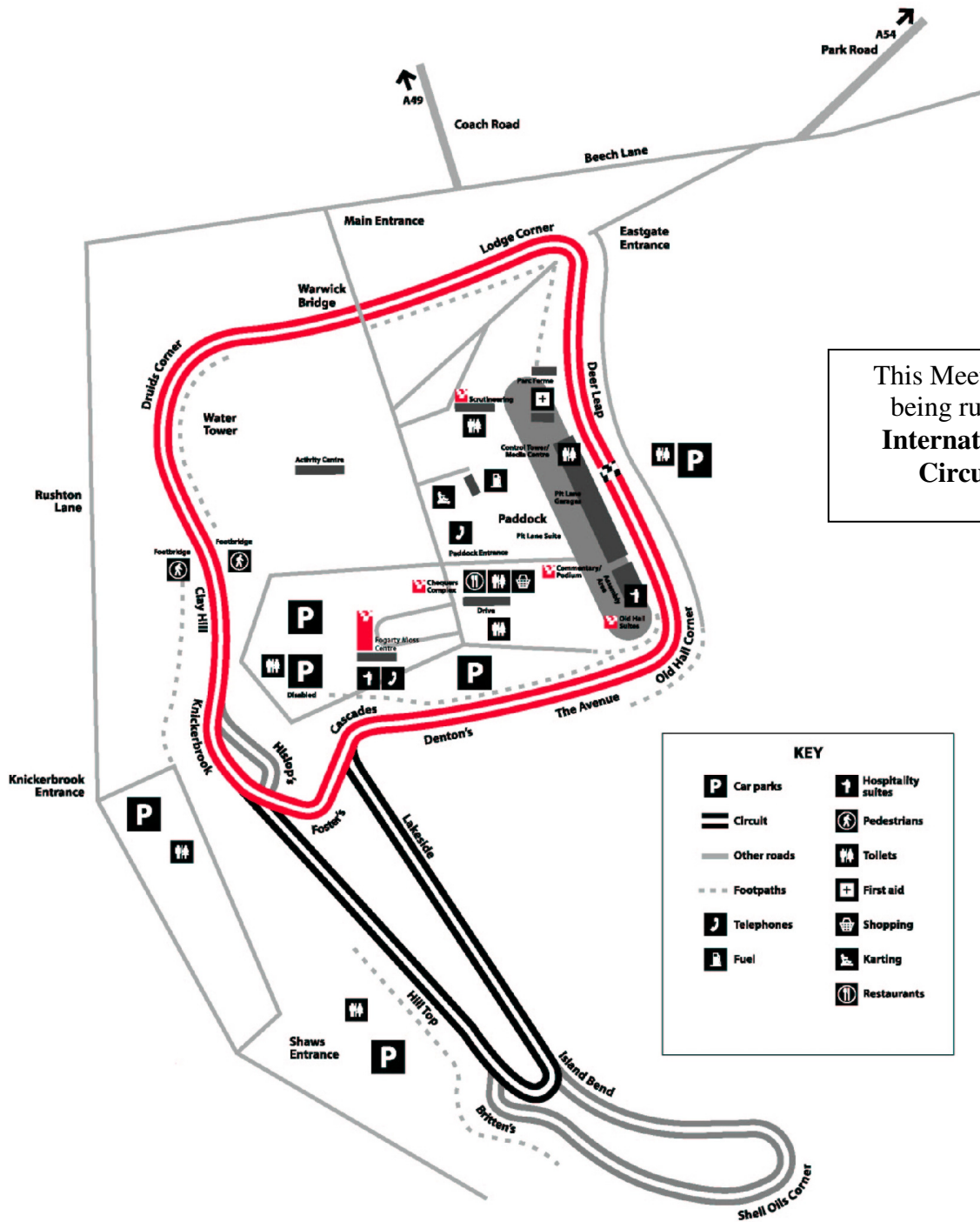
19.7 Placement of Advertising and Signage

Teams and competitors may use the A3 clip frame information boards provided in pit garages (where applicable). Otherwise, placards, banners, advertisements, stickers, decals or leaflets must not be attached, erected, installed or placed anywhere around the MSV venue, including without limitation on any windows, fascias, hospitality suites or doors without MSV's express written permission. Any cost incurred by MSV to rectify or repair any damage caused by any breach of this provision shall be immediately reimbursed by the Team or Competitor on demand.

19.8 Restaurant Opening Times - Chequers

Evening Before	18:00 – 23:00	19:00 – 21:30 bar meals
On the Day	11:00 – 19:00 (approx)	07:30 – 11:00 Breakfast 12:00 – 14:30 Lunch

21 Circuit Map



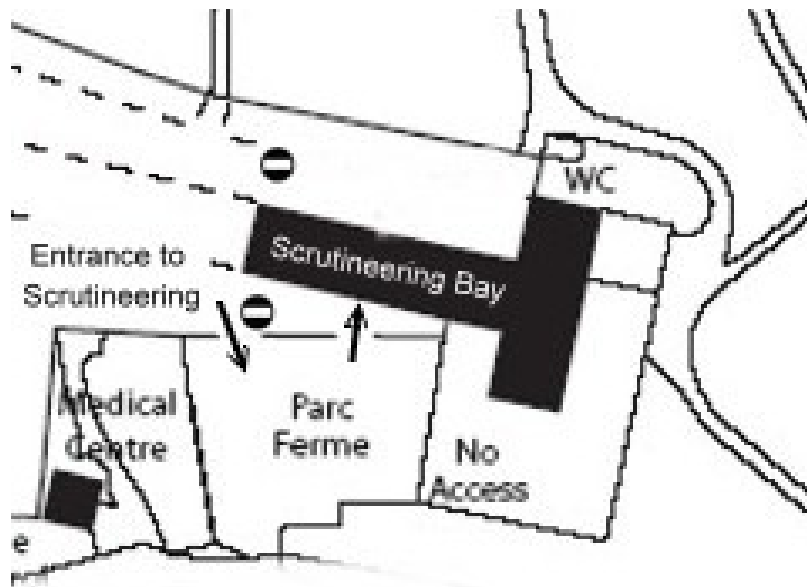
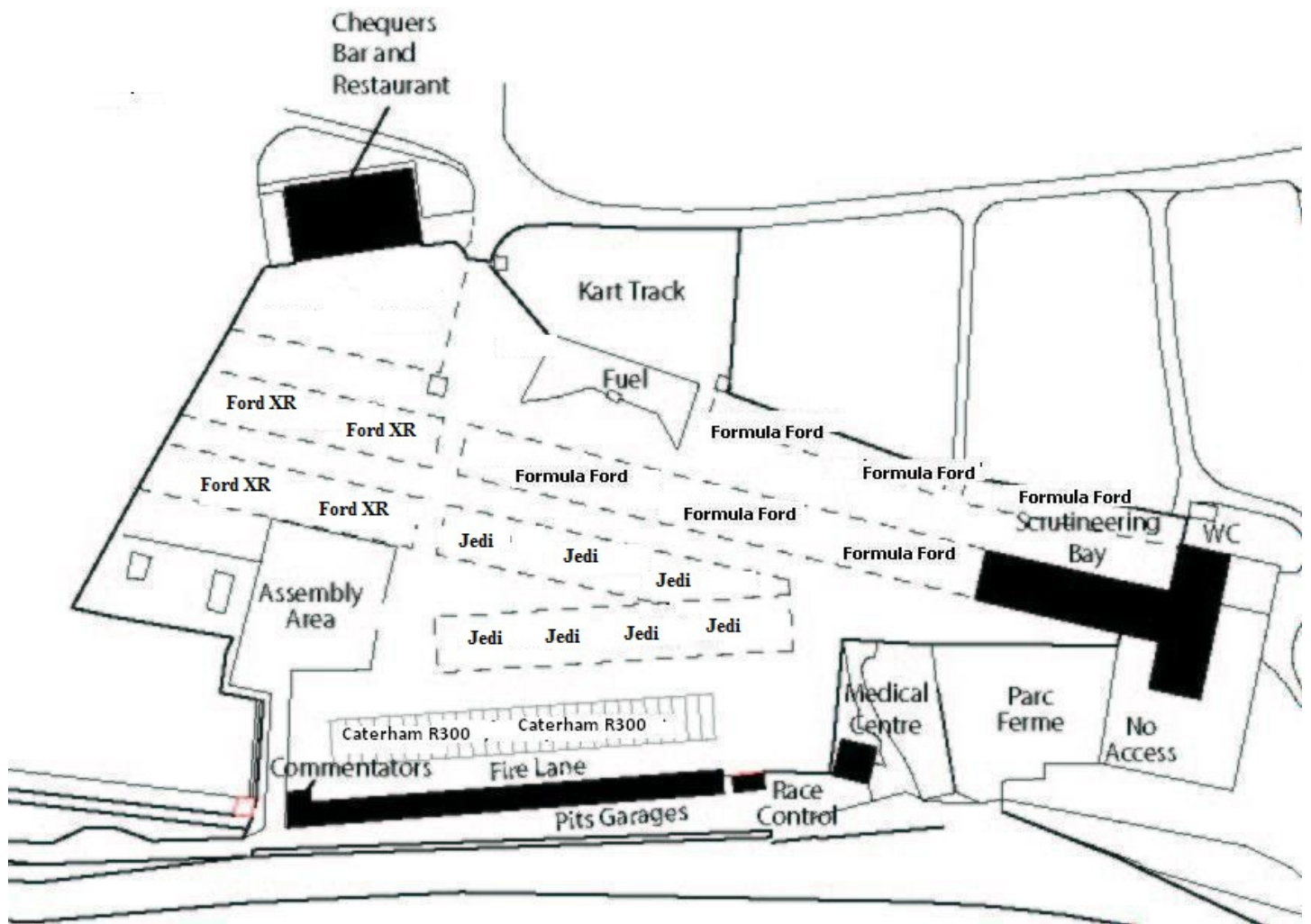
This Meeting is being run on International Circuit

22 Directions

Oulton Park Circuit
 Little Budworth, Tarporley, Cheshire CW6 9BW
 Tel: 01829 760301
 Fax: 01829 760378

Situated next to Little Budworth and is best accessed from the A54 or the A49.

23 Paddock Plan



⊘ = no entry to Scrutineering